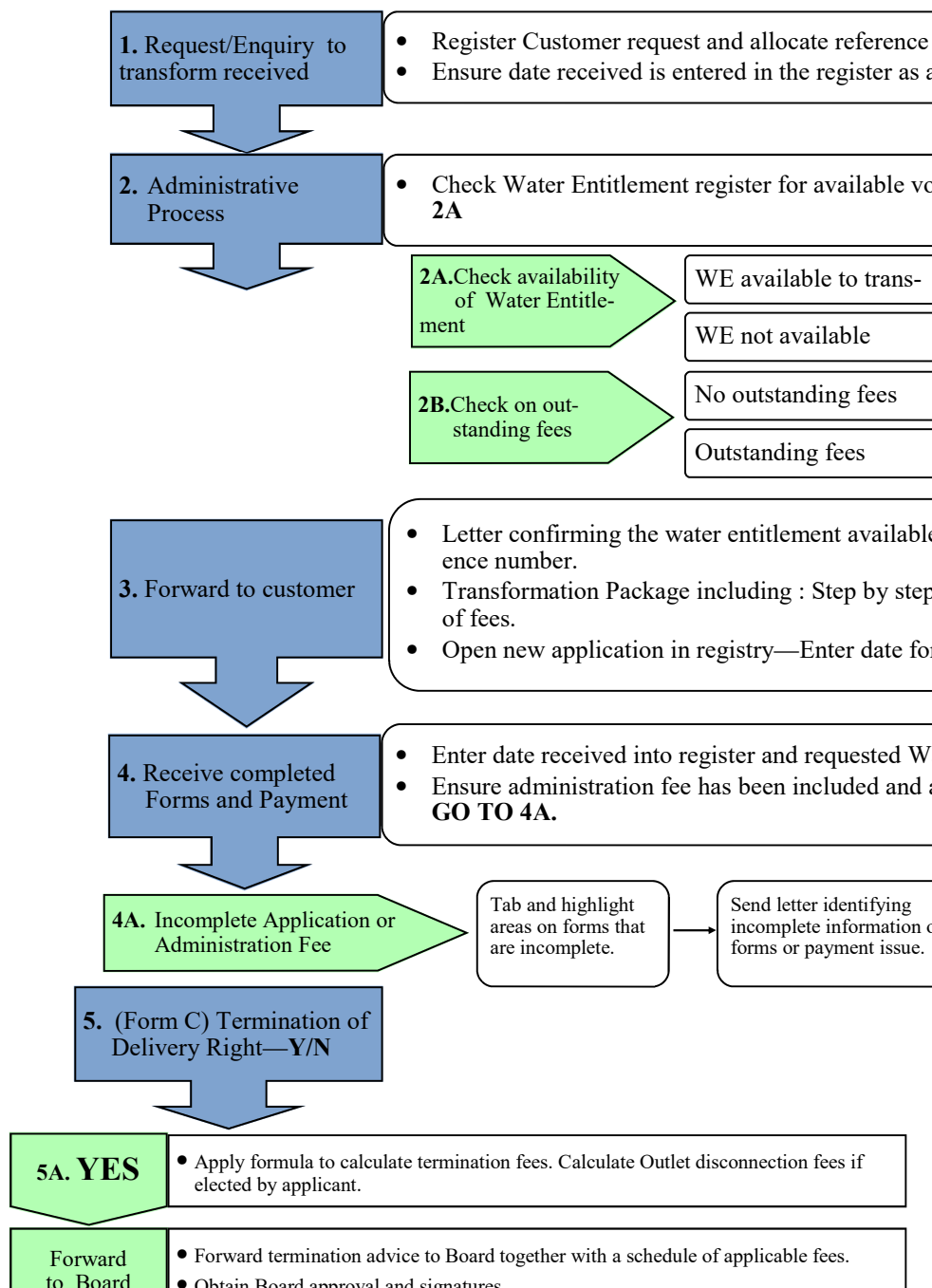


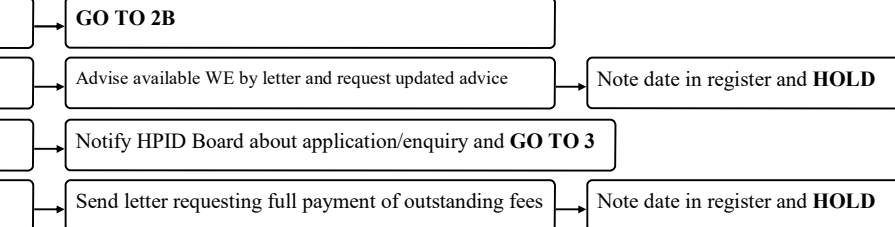
HPID Transformation Process



Process : FLOW CHART

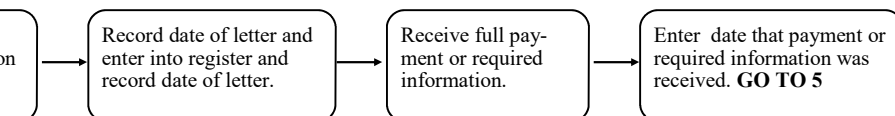
number.
an enquiry and the customer name.

Volume — **GO TO**



for transformation, fees and charges that need to be paid and a process refer-
chart; Form A, Form WMAF027 and applicant guide ; Form C; and, Schedule
form forwarded into register.

Water Entitlement transformation details
all detail on forms (Form A, Form C, Form WMAF027) completed if NO —

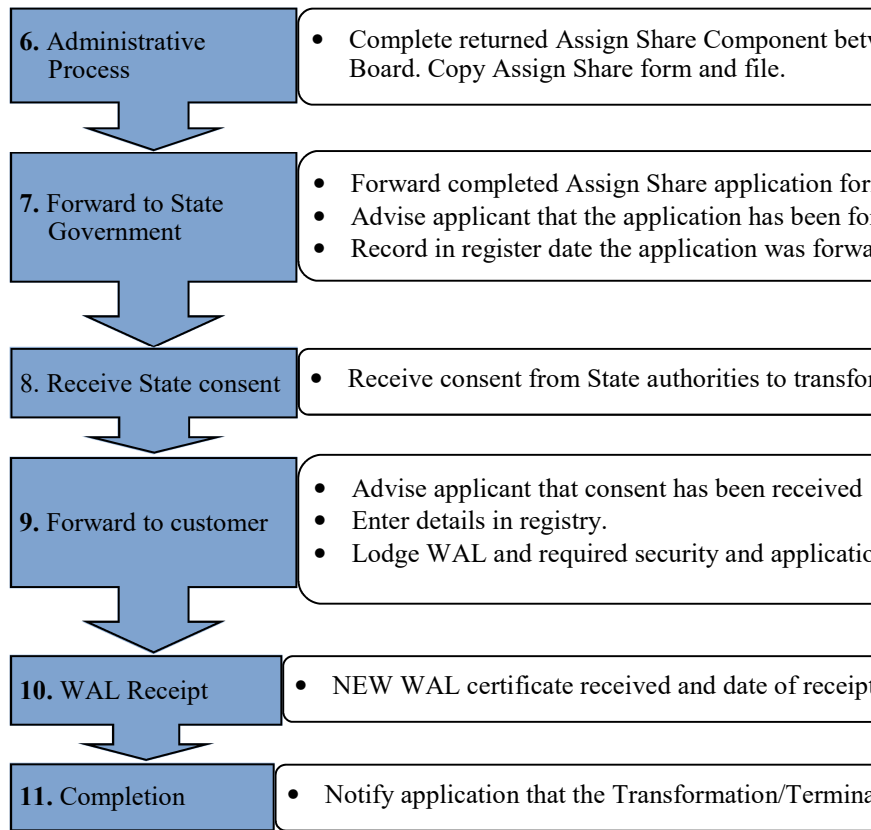
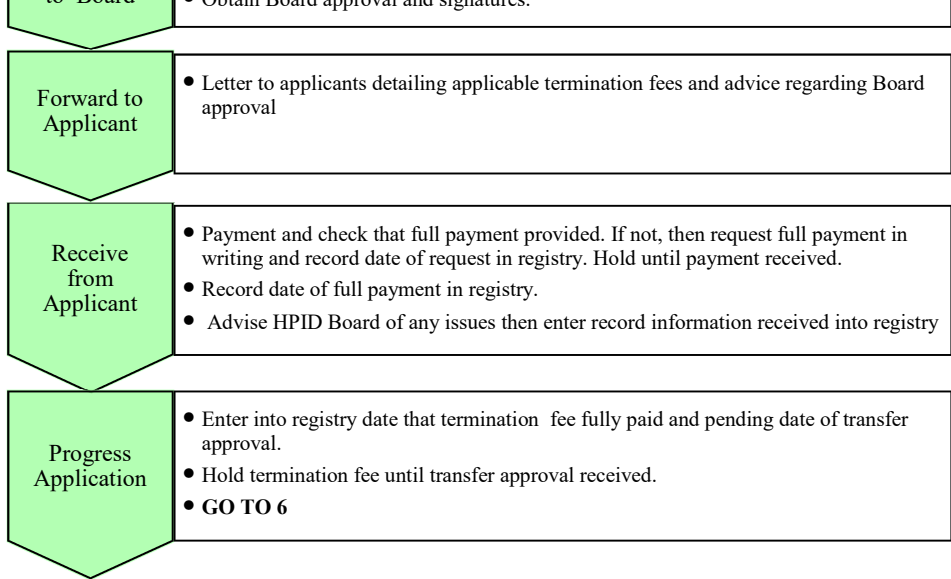


5B. NO

- Calculate water security requirement and notify HPID Board.

Forward to

- Letter to applicant detailing the process, a complete schedule of applicable fees, requirements for lodgement of agreed Security and standard Delivery Contract



Transformation Flow Chart_V8_140613

to Applicant	<ul style="list-style-type: none"> Record in registry
Receive from Applicant	<ul style="list-style-type: none"> Record date in registry Check suitability of security offered by the applicant and signed delivery contract Advise HPID Board of any issues then enter record information received into registry
Process Board Approval	<ul style="list-style-type: none"> Advise Board details of security being put forward and of any comments received Obtain Board member approval to progress with application
Forward to Applicant	<ul style="list-style-type: none"> Letter to applicant advising of Board's approval and record details in registry. GO TO 6

between WAL's application form (WMAF027) and arrange for signature by HPID

form to State Government authorities together with payment from applicant. Forwarded to State Government authorities for processing. Forwarded.

form Water Entitlement and enter details into registry.

and that all securities and termination fees will be processed to take effect. Forward fees with LPI to formalise application. Ensure date processed is entered.

is recorded in register

entitlement process has been completed and record date letter sent in register